



District Report Card: 2017


State: Punjab	District: Barnala
Class: 3	Subject: Language
Schools: 61	Students: 1113


Participation/Coverage


Students

<div>GENDER</div> <div></div>	Boys				Girls			
	Number		%		Number		%	
	565		50.76		548		49.24	

<div>AREA</div> <div></div>	Rural				Urban			
	Number		%		Number		%	
	833		74.84		280		25.16	

<div>CATEGORY</div> <div></div>	SC		ST		OBC		GEN	
	Number	%	Number	%	Number	%	Number	%
	821	73.76	0	0.00	178	15.99	114	10.24

<div>CWSN</div> <div></div>	LD	VI	HI	S&LD	ID	Oth
	1	2	0	1	0	12

<div>Management</div> <div></div>	Government			Government-aided		
	Number		%	Number		%
	1097		98.56	16		1.44

Average Performance of Students in Language (%)

Overall	Gender		Area		Management		Social Group			
	Male	Female	Rural	Urban	Govt.	Aided	SC	ST	OBC	GEN
54.63	53.33	55.97	53.83	57.02	54.91	35.42	55.14	0.00	54.76	50.82

Performance on Learning Outcomes (LOs)

Learning Outcomes	Description	Average Performance(%)
L304	Reads small texts with comprehension i.e., identifies main ideas, details, sequence and draws conclusions	56.64
L312	Reads printed scripts on the classroom walls: poems, posters, charts etc.	50.62

Range of Performance of Students who Answered Correctly							
Below 30%		30% - 50%		50% - 75%		Above 75%	
Number	%	Number	%	Number	%	Number	%
197	17.70	264	23.72	397	35.67	255	22.91

Lowest Performing Learning Outcomes (LOs)

1 - Reads printed scripts on the classroom walls: poems, posters, charts etc. (50.62)

2 - Reads small texts with comprehension i.e., identifies main ideas, details, sequence and draws conclusions (56.64)